



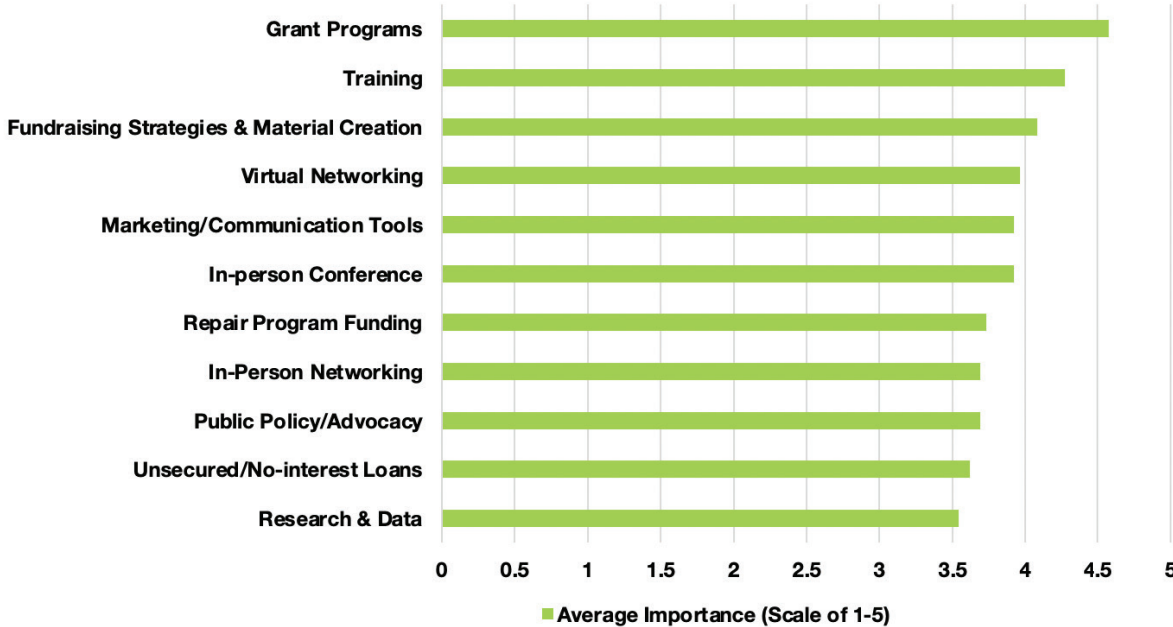
# UFF-DA!

## Useful Facts and Figures— Data for Affiliates

Affiliate Survey – September 2020

Habitat Minnesota conducts an annual assessment of affiliates to better understand their needs, challenges, and opportunities. The information collected is critical for Habitat Minnesota in evaluating current programs and making future plans. In the face of COVID-19, there is a great deal of uncertainty around the future, but we appreciate those affiliates who took the time to share with us their affiliate's plans in the 2020 Affiliate Survey! Included below is information and data about 21 Minnesota affiliates plus 3 affiliates in South Dakota.

### Most-Needed Support from Habitat MN.

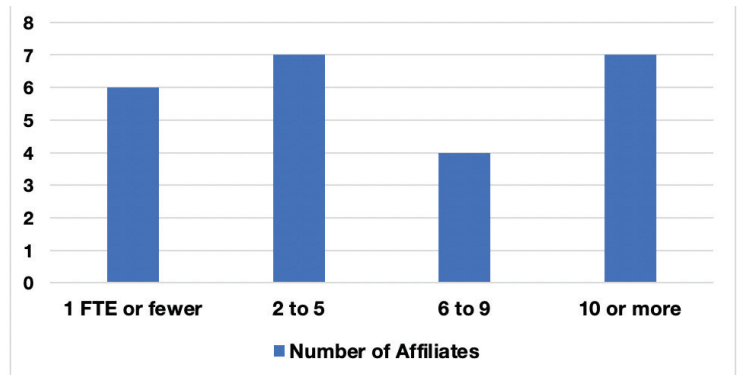


Other needs of note:

- Training for new staff
- Idea-sharing and networking, both in-person and virtually
- Guidance through the pandemic and its after-effects on Habitat.



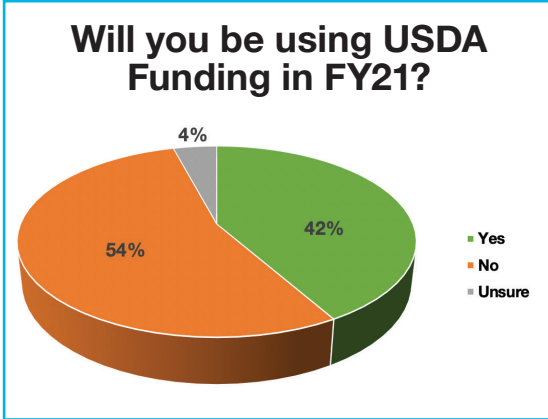
### Staff Size of Affiliates



Affiliate sizes in Minnesota range from those led by volunteer-only board members or just one part-time staff member to our largest affiliate (in the Twin Cities metro area) with over 150 employees. 12 Minnesota affiliates also operate ReStores (retail outlets where quality used and surplus building materials are sold to benefit Habitat), increasing the size of their staff.



Affiliate	New	Recycle	Rehab	Owner-Occupied Repair
Aitkin County	1		unsure	4
Central Minnesota	3	1		
Crow River	1			
Douglas County	4	1	21	20
Fergus Falls	1			
Goodhue County	3		1	2
Greater Sioux Falls, SD	6-7		1	20
Itasca County	2			14
La Crosse Area	4		2	20
Lake Agassiz	2			
Lakes Area	4			
Martin-Faribault Counties	1	1	4	5
Mitchell Regional, SD	1		3	3
North St. Louis County	3	1	2	
Northern Lights, SD	1		1	
Northwoods	2			6
Prairie Lakes	2			
Red River Valley	1			
Redwood River	1			
Rice County	3-4			
South Central	3	3	1	10
Twin Cities	30	12	14	85
Two Rivers	3			15
Winona-Fillmore	1			30



### Government and Quasi-Public Funding Use

**CDBG:** 37.5%                      **Local HRA:** 33.3%  
**SHOP:** 12.5%                      **Other:** 16.7%

“Other” includes the South Dakota Housing Opportunity Fund; Cap Agency; Local CDBG; FHLB; CDFI; CMF

**CDBG:** Community Development Block Grant                      **HRA:** Housing & Redevelopment Authority  
**SHOP:** Self-Help Homeownership Opportunity Program                      **FHLB:** Federal Home Loan Bank  
**CDFI:** Community Development Financial Institutions                      **CMF:** Capital Magnet Fund